




































English Planning Overview








Writing

Year Group	Autumn 1	Autumn 2	Spring 1	Spring 2	Summer 1	Summer 2	Transition Week
1	Genre	Genre	Genre	Genre	Genre	Genre	Genre
	Narrative Monkey Puzzle 	Non-fiction Information text (Animals) 	Narrative Naughty Bus 	Non-fiction Information text (transport) 	Narrative Secret Garden 	Non-fiction Recount 	Poetry Sense Poems 
	Key Skills	Key Skills	Key Skills	Key Skills	Key Skills	Key Skills	Key Skills
	<ul style="list-style-type: none"> • Simple sentences • Capital letters and full stops 	<ul style="list-style-type: none"> • Simple Sentences • Joining sentences using simple conjunctions 	<ul style="list-style-type: none"> • Simple sentences • Sequence sentences • Proper nouns and use of the personal pronoun 'I'. 	<ul style="list-style-type: none"> • Simple sentences • Question marks 	<ul style="list-style-type: none"> • Simple sentences • Sentence punctuation (capital letter, full stops, exclamation mark and question mark). 	<ul style="list-style-type: none"> • Simple sentences Begin to use adverbs of time. • Sentence punctuation (capital letter, full stops, exclamation mark and question mark). 	<ul style="list-style-type: none"> • Simple sentences • Sentence punctuation (capital letter, full stops, exclamation mark and question mark). • Joining sentences using simple conjunctions. • Reading aloud their writing clearly.
2	Genre	Genre	Genre	Genre	Genre	Genre	Genre
	Non-fiction	Narrative	Non-Fiction	Narrative	Narrative	Non-Fiction	Poetry

							Shape Poems 
	Key Skills	Key Skills	Key Skills	Key Skills	Key Skills	Key Skills	Key Skills
	<ul style="list-style-type: none"> • Simple sentences • Capital letters, full stops and question marks. 	<ul style="list-style-type: none"> • Sentence sequencing • Adverbs of time 	<ul style="list-style-type: none"> • Past and present tense • Conjunctions 	<ul style="list-style-type: none"> • Proper nouns and personal pronoun I 	<ul style="list-style-type: none"> • Commas to separate items in a list. • Expanded noun phrases for simple description and specification. 	<ul style="list-style-type: none"> • Apostrophes to mark omission and singular possession of a noun. • Using an exclamation mark 	<ul style="list-style-type: none"> • Expanded noun phrases
3	Genre	Genre	Genre	Genre	Genre	Genre	Genre
	Non-Chronological reports 	Narrative 	Fact file rich poor Tudors 	Narrative 	Persuasion 	Narrative – Character and setting 	Poetry Performance Poetry 
	Key Skills	Key Skills	Key Skills	Key Skills	Key Skills	Key Skills	Key Skills
	<ul style="list-style-type: none"> • Use paragraphs to group related material • Formal language • editing leads to some visible improvement • expanded noun phrases for simple description (y2) • Correct choice and consistent use of past and present tense (y2) 	<ul style="list-style-type: none"> • Using paragraphs to group related material • expanded noun phrases using modifying adjectives and preposition phrases (y4) • expressing time, place and cause using prepositions 	<ul style="list-style-type: none"> • Use paragraphs to group related material • use simple organisation devices • using single and multi-clause sentences • expressing time, place and cause using prepositions • expressing time, place and cause using adverbs 	<ul style="list-style-type: none"> • Using paragraphs to group related material • use a variety of interesting vocabulary • Using single and multi-clause sentences • expressing time, place and cause using prepositions 	<ul style="list-style-type: none"> • Use paragraphs to group related materials • Expanded noun phrases for simple description.(Y2) • use simple organisational devices (headings and sub-headings) • express time, place and cause 	<ul style="list-style-type: none"> • Use paragraphs to group related material • expanded noun phrases for simple description (Y2) • expressing time, place and cause using conjunctions, 	<ul style="list-style-type: none"> •

		<ul style="list-style-type: none"> expressing time, place and cause using adverbs expressing time, place and cause using conjunctions using sub-ordinating and co-ordinating sentences inverted commas to punctuate direct speech use a variety of interesting vocabulary. editing leads to some visible improvement 	<ul style="list-style-type: none"> expressing time, place and cause using conjunctions using subordinating and coordinating sentences use interesting vocabulary 	<ul style="list-style-type: none"> expressing time, place and cause using adverbs expressing time, place and cause using conjunctions using subordinating and coordinating sentences expanded noun phrase using modifying adjectives and preposition phrases.(y4) 	<ul style="list-style-type: none"> using conjunctions use subordinating and co-ordinating sentences. use of a or an using prepositions e.g. before, after ,during in 	<ul style="list-style-type: none"> use adverbs e.g then, next, therefore, soon use inverted commas to punctuate direct speech. Use a variety of interesting vocabulary. 	
4	Genre	Genre	Genre	Genre	Genre	Genre	Genre
	Narrative Text- Street Child	Biography	Non- Chronological Reports	Narrative Text- Escape from Pompeii	Persuasion	Narrative Text- Billywise	Poetry Performance Poetry
							
	Key Skills	Key Skills	Key Skills	Key Skills	Key Skills	Key Skills	Key Skills
<ul style="list-style-type: none"> Use of paragraphs to group related materials. (Y3) Noun phrases expanded by the addition of modifying adjectives, nouns and preposition phrases. 	<ul style="list-style-type: none"> Use of paragraphs to organise ideas round a theme. Fronted adverbials, including correct use of comma after adverbial. 	<ul style="list-style-type: none"> Use paragraphs to organise ideas around a theme. Use pronouns for clarity and cohesion, Using sentences of more than one clause by using a wider 	<ul style="list-style-type: none"> Use paragraphs to organise ideas around a theme Noun phrases expanded by the addition of modifying adjectives, 	<ul style="list-style-type: none"> Use paragraphs to organise ideas around a theme Use of subordinating and coordinating sentences 	<ul style="list-style-type: none"> Using paragraphs to organise ideas around a theme. Use pronouns for clarity and cohesion. 	<ul style="list-style-type: none"> 	

	<ul style="list-style-type: none"> Using pronouns for clarity and cohesion in paragraphs Inverted commas for direct speech, (y3) Use subordinating and coordinating conjunctions Editing leads to some improvements. 	<ul style="list-style-type: none"> Noun phrases expanded by the addition of modifying adjectives, nouns and preposition phrases, Using pronouns for clarity and cohesion Use subordinating and coordinating conjunctions. Consistent use of tense. Subject verb agreement Use of the possessive apostrophe Editing leads to some visible improvement. 	<p>range of conjunctions.</p> <ul style="list-style-type: none"> Expanded noun phrases using modifying adjectives and preposition phrases Use simple organisational devices for example headings and subheadings 	<p>nouns and preposition phrases</p> <ul style="list-style-type: none"> Fronted adverbials, including the correct use of comma after adverbial Using pronouns for clarity and cohesion Using sentences of more than one clause by using a wider range of conjunctions Use inverted commas and other punctuation to indicate direct speech 	<ul style="list-style-type: none"> Expanded noun phrase using modifying adjectives and preposition phrases Using fronted adverbials, including correct use of commas Extending the range of sentences with more than one clause by using a wider range of conjunctions, including when, if, because although) Consistent use of tense – future, present perfect. 	<ul style="list-style-type: none"> Using sentences of more than one clause by using a wider range of conjunctions Fronted adverbials, including correct use of comma after adverbial, 	
5	Genre	Genre	Genre	Genre	Genre	Genre	Genre
	Narrative 	NF – Persuasive writing/Formal Letter Writing 	Narrative 	NF – Non-Chronological Reports 	Narrative 	NF -Explanations 	Poetry Narrative Poems 
	Key Skills	Key Skills	Key Skills	Key Skills	Key Skills	Key Skills	Key Skills
	<ul style="list-style-type: none"> Development of vocabulary/Expanded noun phrases. Fronted adverbials. Prepositions/prepositional phrases. 	<ul style="list-style-type: none"> Modal verbs or adverbs to indicate degrees of possibility. Using commas to clarify meaning or to avoid ambiguity in writing. Using a wider range of 	<ul style="list-style-type: none"> Development of characterisation. Speech punctuation. Relative clauses. Brackets, dashes, commas to indicate parenthesis. Use of paragraphs 	<ul style="list-style-type: none"> Using further organisational and presentational devices to structure text and to guide the reader. Using devices to build 	<ul style="list-style-type: none"> Integrate dialogue to convey character and advance the action. Propose changes to vocabulary, grammar and 	<ul style="list-style-type: none"> Linking ideas across a paragraph using a range of cohesive devices. Use of the colon to introduce a list. Present 	<ul style="list-style-type: none">

		<p>conjunctions to build cohesion.</p> <ul style="list-style-type: none"> Formal/informal language. Perfect tense 	<p>consistently and appropriately to organise ideas.</p> <p>Plural/possessive apostrophe.</p>	<p>cohesion (for example, then, after that, this, firstly).</p> <ul style="list-style-type: none"> Linking ideas across paragraphs using adverbials of time, place and number or tense choices, 	<p>punctuation to enhance effects and clarify meaning.</p>	<p>progressive tense.</p>	
6	Genre	Genre	Genre	Genre	Genre	Genre	Genre
	Narrative – setting description 	Non-chronological report 	Historical Narrative 	Letters 			Poetry Narrative Poems 
	Key Skills	Key Skills	Key Skills	Key Skills	Key Skills	Key Skills	Key Skills
	<ul style="list-style-type: none"> Using semi-colons to mark the boundary between phrases Use a wide range of devices to build cohesion within and across paragraphs Linking ideas across paragraphs using a wider range of cohesive devices: repetition of a word or phrase, grammatical connections and ellipsis Use of the colon to introduce a list and use of semi-colons within a list 	<ul style="list-style-type: none"> Use colons to mark the boundary between dependent clauses Layout devices, for example, headings, sub headings, columns, bullets or tables to structure text. Punctuation of bullet points to list information Use a wide range of devices to build cohesion within and across paragraphs 	<ul style="list-style-type: none"> Use of the colon to introduce a list and semi-colons within lists Use of the colon to mark the boundary between independent clauses. Use of the dash to mark the boundary between independent clauses Use of the passive to affect the presentation of information in a sentence (for example I broke 	<ul style="list-style-type: none"> To select verb forms for effect Use of the passive to affect the presentation of information in a sentence (for example I broke the window in the greenhouse vs The window in the greenhouse was broken [by me]) The difference between structures typical of informal 			

		<ul style="list-style-type: none"> Using colons, semi colons and dashes to mark the boundaries between independent clauses The difference between structures typical of informal speech and structures appropriate for formal speech and writing (GDS) Use of the passive to affect the presentation of information in a sentence (for example I broke the window in the greenhouse vs The window in the greenhouse was broken [by me]) 	<p>the window in the greenhouse vs The window in the greenhouse was broken [by me])</p> <ul style="list-style-type: none"> Use a wide range of devices to build cohesion within and across paragraphs Linking ideas across paragraphs using a wider range of cohesive devices: repetition of a word or phrase, grammatical connections and ellipsis 	<p>speech and structures appropriate for formal speech and writing or the use of the subjunctive forms</p> <ul style="list-style-type: none"> How hyphens can be used to avoid ambiguity Use a wide range of devices to build cohesion within and across paragraphs Select verb forms for effect Linking ideas across paragraphs using a wider range of cohesive devices: repetition of a word or phrase, grammatical connections and ellipsis 			
--	--	--------------------------------------------------------------------------------------------------------------------------------------------------------------------------------------------------------------------------------------------------------------------------------------------------------------------------------------------------------------------------------------------------------------------------------------------------------------------------	-----------------------------------------------------------------------------------------------------------------------------------------------------------------------------------------------------------------------------------------------------------------------------------------------------------------------------------------------------------------------------	------------------------------------------------------------------------------------------------------------------------------------------------------------------------------------------------------------------------------------------------------------------------------------------------------------------------------------------------------------------------------------------------------------------------------------------------------------------------------------------	--	--	--